



Inclusion Support Program

Specialist Equipment Catalogue

Contact us:

t 1800 129 606

e inclusion@gowriesa.org.au

Gowrie SA Inclusion Agency
43 Dew Street, Thebarton SA 5031



INDEX

Seating	5
Tables, Trays	11
Standing Frames	12
Toileting Equipment	14
Hoists & Slings	17
Bathing Supports	18
Ramps & Accessories, Swings	19
Switch / Cause & Effect Toys, etc.	20
Sensory Toys	22
Foam Steps, Mats & Wedges	24
Book Packs	25



TERMS & CONDITIONS

DISCLAIMER: The information in this catalogue is intended to provide general information on Specialist Equipment available to loan to eligible Early Childhood Education and Care (ECEC) services. This catalogue can be used as a starting point for Therapists and ECEC educators in gaining knowledge about resources available from Gowrie SA.

Please note:

- At date of printing, information in this Catalogue is accurate, however product specifications and availability may change without prior notice.
- This is not an extensive Equipment list. Please contact us with enquiries about additional items.
- Please also note Equipment received may not be the ones shown in the images, however they will operate in the same manner as the requested Equipment.

Specialist Equipment is an equipment that facilitates and supports the inclusion of a child (or children) with additional needs in the care environment. Gowrie SA considers an equipment being 'Specialist', when it is valued over \$200. The eligible ECEC services are responsible for the purchase of any equipment that is commercially available and valued below this amount.

All eligible ECEC services are able to borrow Specialist Equipment, where a need is identified by a Therapist or Inclusion Professional (IP).

Borrowing most Specialist Equipment requires a written recommendation by a Therapist (e.g. Occupational Therapist or Physiotherapist, etc.) A limited number of non-adjustable and less advanced Specialist Equipment can be recommended by an IP, without a therapist's written recommendation.

Specialist Equipment may be borrowed by emailing inclusion@gowriesa.org.au or phone 1800 129 606.

All eligible ECEC services accessing Specialist Equipment must submit a Request for Service and have a Strategic Inclusion Plan (SIP) in which the need for Specialist Equipment must be identified.

Borrowers must fill in a Specialist Equipment Request Form and sign a Loan Agreement Form which covers all loans. The loan period will depend on the needs of the child, the service, and the type of equipment provided. For finding the latest version of this catalogue and our request forms please use this link: <http://www.gowriesa.org.au/request-forms>

All items borrowed must be used under adult supervision. Please ensure you adhere to safety guidelines when using Equipment.

For all posture-related equipment and many of more advanced items, a Therapist must adjust the Equipment for the child at least once in 12 months, or as the need arises.

Gowrie SA, as the Inclusion Agency (IA) for South Australia will arrange the delivery of Specialist Equipment within South Australia.

Specialist Equipment can take some time when it is on order so please contact us as soon as you are made aware of a need for it.

For equipment repairs and modification, please contact Gowrie SA as soon as possible.

SEATING

Kelly Chairs

Ideal for Home, School's and Pre School's use with moderately involved children who need some support when sitting.

The chair is supported with a large range of accessories. (Abduction Wedge, Footplate, 'H' Harness, Pelvic Strap, Mobile Base, Tray, Adjustable Headrest, Lateral Pads, Leg Skids, Anti Tilt Stabiliser Bars, etc.)

The Kelly chair comes in 4 Sizes:

- Pre School Kelly Chair (K2) (Pictured)
- Primary School Kelly Chair (K3)



CAP Chairs

These chairs come with adjustable footplate, armrests, pommel and pelvic and shoulder straps.

Other accessories include: Trays, Dual Locking Rubber Castors and Plastic Castors, Sliders, Thoracic supports, Head Rest extensions.

Pre-school and Primary sizes available.



Jenx Corner Chair

Has an adjustable height back and can be used with or without the upper back support. An abduction block is used to help keep the user well positioned, with their hips placed well back into the seat.

Also includes adjustable table (photo under trays/tables, page 10)

Size 1 – 6 months to 2 years old, Max weight: 25kg

Size 2 – 1 year to 6 years old, Max weight: 35kg

Size 3 – 4 years to 10 years old, Max weight: 50kg





Tumble Form Floor Sitters with Base and Tray

Includes the Feeder Seat Positioner and the Floor Sitter Wedge.

The Wedge can be used to keep the Positioner in an upright or a reclined position suitable for the child's activity.

A Velcro brand hook & loop system holds the seat securely, allowing instant adjustability.

Available with adjustable Tray in Small (User Height: up to 91cm) and Medium (User Height: up to 122cm).



Special Tomato Soft Touch Sitter

Floor sitters that are Latex Free, seam free, peel-resistant and impermeable to fluids.

Design provides up to 25° of tilt. Adjustable 5-point harness. Contoured head & lateral support.

Size 1: Target Age: 1-2 years; Target Height: 76-89cm

Size 2: Target Age: 2-6 years; Target Height: 89-122cm

Size 3: Target Age: 6-9 years; Target Height: 101-142cm

Tumble Form Ready Racer with Adjustable Handle

The Tumble Forms Ready Racer is recommended for children 18 months to five years. The Ready Racer is a pre-wheelchair, paediatric mobility aid that combines high-performance wheelchair handling with sports-car styling.

Inner seat dimensions: 24 x 58 x 34 cm

Weight limit: 25 kg





Leckey PAL Classroom Seats (left)

Complexity : Mild

Suitability and Dimensions:

Size 1: 1-3 years, max 30 kg; Seat Depth: 18-24cm

Seat Width: 15-25cm

Size 2: 2-5 years, max 35 kg; Seat Depth: 22-29cm

Seat Width: 17-27cm

Size 3: 4-8 years, max 40 kg; Seat Depth: 25-33cm,

Seat Width: 23-33cm



Leckey Easy Seats

Complexity : Mild to Moderate

Suitability and Dimensions:

Size 1: Age 1-3 years, max 30 kg; Seat depth: 17.5-20cm;

Seat width: 12.5-22.5cm

Size 2: Age 2-5 years, max 40 kg; Seat depth: 22.5-30cm;

Seat width: 15-25cm



Smirthwaite Juni Chair

For children who require minimal levels of postural support when seated.

Comes with contoured seat and backrest, built-in lumbar support, pelvic strap, height and depth adjustable seat, height adjustable armrests as well as angle adjustable backrest as standard. (Back Angle: 95/100/105). Also look at the Smirthwaite Juni Table (page 11).

Size 1: H: 16 - 22 cm; W: 24 cm; D: 18 -24 cm; Back Height: 26 cm

Size 2: H: 20-28 cm; W: 28 cm; D: 22-30 cm; Back Height: 29 cm

Size 3: H: 24-34 cm; W: 32.5 cm; D: 26-36 cm; Back Height: 32.5 cm

Positioning chair with adjustable seat to backrest angle, fixed tilt in space adjustment, adjustable seat depth & chair height.).

Also look at the Kidoo Table (page 11).

Size 1: W: 23 cm; D: 18-23.5 cm; Back Height: 26 cm

Size 2: W: 26.5 cm; D: 22.5-30 cm; Back Height: 31 cm

Size 3: W: 31 cm; D: 24.5-34.5 cm; Back Height: 35 cm

Kidoo Chair





Jenx ATOM Chair on Height Adjustable Y Base

- Max user weight: 25 kg
- Age range: 6 Months to 4 Years
- Seat depth: 9-34cm
- Seat width: 18-27cm
- Seat height from floor: 33.5-75.5cm
- Lower leg length: 16.5-32.5cm
- Back Pad height: 27-38cm
- Chest width: 20-28cm
- Back angle: 15° - 15° (posterior - anterior)
- Tilt in space angle: 30° - 10° (posterior - anterior)



Jenx Bee Chair on Height Adjustable Y Base

- Bee is a seating system specifically for younger children.
- Age Range (Approx.): 4 months - 5 Years
- Back Angle (Supine-Prone): 10 Degrees
- Back Pad Height (Seat to Top): 27 - 36 cm
- Chest Width: 15 - 27 cm
- Depth with Long Leg Conversion: 37 - 56 cm
- Hip Width: 13 - 25 cm
- Lower Leg Length: 9.5 - 34.5 cm
- Seat Depth: 11 - 35 cm
- Tilt-in-Space Angle (Supine-Prone): 25 Degrees
- Max user weight: 25 kg
- Y-base Size (Footprint): 65 - 78 cm
- Seat Height from Floor (Y-base): 28.5 - 75 cm



Jenx Gamma Chair on Y Base

- Size 1: 1-5 years; Size 2: 3-8 years
- Max weight 45kg
- Specifications:
- Seat to floor: 33.5-52 cm
- Seat length 18.5-26.5cm (size 1); 22-32cm (size 2)
- Tilt-in-space (prone/recline): 15°Prone - 25°Recline
- Back column angle (prone/recline): -15° to +15°
- Armrest to floor: 41.5-76.5cm (size 1); 44-79cm (size 2)
- Thoracic pad width: 17-26cm
- Hip width: 16-33cm (size 1); 18-33cm (size 2)
- Lower leg length: 17-31cm (size 1); 17-36cm (size 2)
- Back height: 35-45.5cm (size 1); 39-49.5 (size 2)





Rifton Activity Chair, Small hi/lo base (R830)

Tool free adjustments. Wide range of optional accessories available to create an adaptive chair providing customised active seating: from the client with autism to one with more involved physical challenges such as cerebral palsy.

- Frame width: 66 cm
- Seat height above floor: 25-64 cm
- Seat angle (tilt-in-space): 15° forward, 25° back
- Backrest angle: 5° forward, 20° back
- Seat height above foot-board: 23-30 cm
- Seat width with hip guides: 18-23 cm
- Seat depth: 20-30 cm
- Armrest height above seat: 13-19 cm
- Trunk support width: 14-29 cm
- Backrest height: 12½-15½ cm
- Headrest height above seat: 37-53 cm
- Max. working load: 34 kg

Jenx Junior Seating system on Height Adjustable Y Base

Jenx Junior is a seating system for mild, moderate & complex needs.

Size 1 (18 months-5 years); Size 2 (3-8 years)

Features:

Outstanding Pelvic Control System;

Leg Control Pads (controlled independently of the pelvic position);

PU (polyurethane leather) Support Pads;

Adjustable Seat Depth;

Back Angle Adjustment (15 degrees recline through to 15 degrees prone);

Adjustable Back Height (31-41 cm for size 1; 33-43 cm for size 2);

Max User Weight: 50kg



Leckey Mygo Seating System Size 1

Modular Mobility Seating for Children and Teens with Special Needs.

Complexity: Moderate to Complex

Age (approx.): 3 - 10 years

User Weight: 18-50kg

User Height: 105-150cm

Seat Width: 20-32.5cm

Seat Depth: 27-42cm

Knee Width: 9-11cm

Footplate: Abduction: 8°; Adduction: 12°;

Plantarflexion/Dorsiflexion: 10°

Chest Width: 17-27cm

Backrest Height: 36-47cm

Backrest Angle: Prone: 10°; Recline: 25°

Seat to Sandal: 21.5-35cm

Top of Seat to Floor: 36-70cm





Special Tomato Height Right size 1

Developed for children and teens with mild to moderate physical involvement.

Designed to grow with your child from 6 months up to 113kg.

3-Point Pelvic Belt Included

Easily adjustable seat plate and foot plate.

Made from natural hardwood

Wooden Tray with protective cover

Soft-Touch Seat and Back Cushions added for additional comfort



Zoomi Plus High Chair

Height range: 11 – 61.5cm

Width: 45cm

Depth: 55cm

Back height: 26cm

Back angle: 95°/100°/105°

Frame height: 81

Maximum user weight: 85kg



Leckey Squiggles Early Activity System

Age: 0-36 Months

Complexity: Mild - Complex

Designed to be used as part of a programme of early intervention to maximise a child's future potential.

Consists of a number of soft, bright rolls, wedges, straps and supports, which when used in combination with the Activity Development Programme by therapists and parents, enhance the development of babies and young infants.



Kid'in'Form Positioning System

Kit includes:

comfort mat, cylindrical cushions (2 small, 2 medium), lateral positioning cushions, belt straps (Medium and Large), backrest, large cylindrical roll, pierced cushion

TABLES & TRAYS



CAP Corner Seat Table Small (above left) and Large (above right)

Has rails to suit corner chair table.

Measurements for Small: (Could be used for Jenx Corner Chairs Size 1 & 2)

L: 45cm; W: 70cm; H: 16 - 25cm

Measurements for Large: (Can be used with Jenx Corner Chair Size 3)

Depth: 50cm; Width 80cm; Height Range 30-50cm, with 5cm increments



Jenx Corner Table

This table is fully adjustable and helps to encourage a good posture. It also offers an ideal surface for a range of play and educational activities. Can be used with the Jenx Corner chair or stand alone.

Table Top Angle Range (From Horizontal): 40° - 40°

Size 0: Table Size: 51x60.5cm; Height 19-28cm; pitch between legs: 57cm

Size 1: Work area: 49x30cm; Height 24.5-34.5cm; pitch between legs: 57cm

Size 2: Work area: 59x28cm; Height 24.5-40cm; pitch between legs: 67cm

Size 3: Width: 70cm; Depth: 50cm; Height Range: 30-45cm; Cut-out dimensions: D: 16cm; W: 32cm

Smirthwaite Juni Table Size 1

The legs are adjustable so the child can work or play at the correct height and the table folds, which allows for easy storage.

Height: 31 - 45 cm

Width/Length: 70 cm

Depth: 53 cm



Kidoo Table Size 1

W: 65cm; D: 43cm; H: 39 - 50cm

Tilt angle: 0° - 12°

Maximum user weight: 30kg



STANDING FRAMES



Dynamic Standing Frame

Minimal support devices, designed to enable limited movement in all directions to enhance the users standing and balance.

Maximum Working Load: 60kg

Working Height: 45-60cm (Small); 63-83cm (Medium)

Vertical adjustable knee strap; Non-slip Rubber Mat;

Pelvic Support: Variable supportive pads providing total pelvic support

Base Dimensions: 43 x 59cm

Leckey Totstander Size 1

Complexity: Mild to Moderate

Suitability: Age 1-5 years

Technical Overview:

Base: Depth and Width: 45cm

Maximum User Weight: 22kg

Chest Band Height: 47-64cm



Jenx Penguin Upright Stander

A flexible and adjustable standing system, providing assisted upright positioning for younger children with moderate ability.

Age Range (approx.): 18 months - 4 years

Base Size: 60 x 50cm

Chest Height (footplate to top of chest pad): 60-80cm

Chest & Hip Pad Width: 14-25cm

Max User Weight: 25kg

Tray Dimensions: Depth: 36cm; Width: 53cm

Jenx Kangaroo Upright Stander

A flexible and adjustable standing system, providing assisted upright positioning for older children with moderate ability. Has the capacity to adjust to offer true upright standing. Has adjustment in three planes: knees, pelvis and chest.

Age Range (approx.): 3-7 year

Base Size: 70 x 58.5cm

Chest Height (footplate to top of chest pad): 70-100cm

Chest Pad Width: 20.5-30cm

Hip Pad Width: 21-30cm

Max User Weight: 35kg

Tray Dimensions: Depth: 39cm; Width: 58cm



Jenx Monkey Prone Standing Frame

A highly adjustable standing system that provides Prone to Upright positioning.
 Angle Range: 20° - 90°
 Age Range (approx.): 9 months - 4 years
 Base Size: 57.5 x 88cm
 Chest Height (footplate to top of chest pad): 51-75cm
 Chest & Hip Pad Width: 15-23.5cm
 Max User Weight: 25kg
 Tray Dimensions: Depth: 36cm; Width: 53cm



Jenx Pronestander size 1

Offers a continuous range of angles so the optimum position for each child can be achieved. The individual support pads can be adjusted in relation to each to ensure every child can be properly supported.

Age Range (approx.): 3-7 years
 Base Size: 90x 65cm
 Tilt-in-Space (supine) (90°=upright): 40°-0°
 Max User Weight: 55kg
 Chest Width & Hip Width: 19-29cm
 Hip Pad Height: 41-75cm
 Chest Height From Footplate: 66-100cm



Jenx Multistander: Supine/Prone/Upright Standing System Size 1


Provides highly supportive standing in prone, supine or upright. Beneficial to growing children in multi-use environments. Has a wide variety of head, trunk, leg and foot support options. The deliberately open design ensures you can always see how the user is positioned.

Angle Range: 10° -90°
 Age Range (approx.): 9 months-6 years
 Max User Height: 116cm
 Frame Dimensions: 56.5cm (W) x 71cm (L)
 Chest Pad Width: 15-26cm
 Hip Pad Width: 12-26cm
 Height of Stander (floor to top of upper pad): 60-90cm
 Footplate Angle Range: -15° - +15°



Peto Ladder

Dimensions: W: 60; D: 90; Max H: 100cm
 Max User Weight: 50Kg



TOILETING EQUIPMENT



Toilet Frame with Step

Adjustable Rail height,
Available in different step heights 14-20cm.
Tube style frame with step.
Fits over most toilets.



Adjustable Height Toilet Frame Surround

Rails:
Minimum height: 55cm (approximately)
Maximum height: 70cm (approximately)
Width: 55cm
Depth: 70cm from front of unit to rear of unit

Lite Toilet Step - Adjustable Legs (CAP)

With or without castors (right)
Standard step size: 48 cm wide x 60 cm deep
Minimum height: 10.5 cm with 4.5 cm of height adjustment
Minimum height, using the longer legs: approx. 15 to 20 cm
Rail height: 48 cm to 80 cm from top of platform
Distance between rails: 41 cm
Handrails adjust in 3 cm increments from 50-80 cm high.
Lockable Rubber Wheeled Castors on Toilet Side of Step,
Fits most standard pedestals



Smirthwaite Combi adjustable toileting chair Size 1 and 2

With standard seat, potty and toilet seat with bucket, hip belt, adjustable seat depth.
Could be used as a supportive chair whilst providing numerous features to assist with the everyday toileting needs. Seat height and depth can be adjusted to suit the needs of child.



Nuvo Petite Children's Toilet Platform

Overall Height: 54.7 – 66.7cm
 Overall Width: 56cm
 Overall Depth: 57.2cm
 Platform Height: 9.6 – 21.6cm
 Aperture Width: 22.5cm
 Aperture Depth: 21.5cm
 User Weight Limit: 76kg

Firefly GottaGo

A lightweight, portable toilet seat.
 For ages 2-9 years.
 One frame for both seat sizes; Facilitates a supported squat posture, making toileting easier.



Electric Change Tables

Electrical change table with lockable castors and adjustable side rails. Padded vinyl top.

- ABCO Electric Change Table- Junior (1.4m & 1.2m with side cots)
- Alrick Electric Change Table (1.2m, 1.4m & 1.8m)
- ArjoHuntleigh Electric Change Table- Omega (1.8m)
- Highgate Electric Change Table- Fortress (1.4m)

Folding Portable Athlegen Change Table

Height adjustable change table. Two sizes available.
 W: 70 cm
 L: 135 cm or 180 cm
 H: 60-75cm or 65-80cm





Padded and Plastic Toilet Seat Reducer Ring

For a slender or young child who may require extended toileting time. Offers comfort and non-slip security. Has a large abductor/splash-guard that is padded and removable. Fits any toilet size. This Model has a small hole size: 18 x 20cm.

Toilet Support System (Small, Lo-Back) with Padding

Featuring an orthopaedic-contoured padded back and belts to aid and support individuals with disabilities when positioned over a toilet.

Standard Features: Orthopaedic contoured back with support belts, Easy to clean fabrics and materials, Latex and silicone free, Adjustable back height, Easy to attach and remove from toilet. Also called: Columbia Heavy Duty Lo-Back Toilet Support with Padding



Throne rail - Child Standard Size

Toilet rail + 2 bolts with rubber caps

Handle height: 19 cm

Between handles: 40 cm

Height above seat: 28 cm

Child back plate internal measurements: 29 cm

Also available: Throne Grab Rail 3 in 1

The handles can be folded down to facilitate transfer. Either one or both handles can be removed to suit some requirements.



Toilet Steps With Non-Slip Top

Plywood toilet step: varnished; non slip top surface

56 x 56 cm

10 or 16 cm high, with 20 x 10 cm cut-out to fit toilet

HOISTS & SLINGS



Hoist Lifters and Accessories

Mobile hoist, battery operated.

Safe working load capacity from 147kg - 155kg.

- Hoist - Oxford Advance Patient Lifter – Folding
- Hoist Battery Charger
- Hoist Lifter Battery (Removable)
- Hoist/Lifter - Wangara W147
- Kerry Equipment Home Care Lifter (KH402)

Assorted Slings for Hoists

- Tech Assist - Mesh Full Body With Head Support- Small, X Small & XXS
 - Commode Independent - Large
- Regent Full Body X-Small, Small & Medium
- Europa Full Body Mesh Sling For Hoist- Small
 - All Purpose Mesh - Extra Extra Small
 - Junior Full Body Mesh Europa- Large
- Invacare General Purpose- With Head Support - Small & XS
 - General Purpose Small- Mesh
 - Mesh Full Body With Head Support



BATHING SUPPORTS



Flamingo Shower Chair / Toilet Seat Size 2

A toilet/bathing chair. Can be tilted and the back can be angled and therefore assist children with special needs with their seating posture. The Flamingo is easy to clean and adjustable in height. It can be placed over the toilet or can be used with a pan.

Angling: Seat: -15° to 35° Back: -90° to 45° Foot support bar: 90° to 60°

Seat width:	28cm
Seat depth:	28.5cm
Back height:	37.5cm
Lower leg length:	23-33.5
Seat height:	49.5-59.5cm
Back width:	21.5cm
Width:	45.5cm
Length, frame:	66cm
Height frame w/seat:	89cm
Max. user weight/load:	50kg

Swan Chair Size 6

A toilet and bathing chair. Smooth fiberglass shell, with stainless steel frame and casters.

Features: Tilt in space, Anatomical shape, Height adjustable, Holder for pan

Seat width:	33.5cm
Seat width, front:	42.5cm
Seat depth:	45.5cm
Back height:	59cm
Back width, shoulders:	45.5cm
Back width, hips:	35cm
Max. user weight/load:	90kg
Aperture: W: 15cm x D: 32cm	
Angles:	20°



Leckey Advanced Bath Chair Size 3

Provides the user with the appropriate levels of postural support ensuring they are safe and secure at all times during bathing.


Suitability: 8-14 Years, 115-145cm tall

Complexity: Mild to complex

Key Product Dimensions:

Seat Depth:	33.5cm
Back Support:	46cm
Head Support:	21.5cm
Calf Support:	34cm

RAMPS & ACCESSORIES



DECPAC Ramps

(Various sizes, widths and lengths)

- Decpac Personal and Bag - 70 cm
 - Decpac 90 cm
 - EBL Ramp 120
- Decpac Folding 135 cm - Edge Barrier Limiter
 - Folding Ramp with Gutters 165 cm

SWING



Swings

(Various sizes)

- 3-In-1 Toddler Swing
- Infant To Toddler - Fisher Price
- TFH Swing Seat and Liner - Child Size

SWITCH/CAUSE & EFFECT TOYS




Switches and Switch Adapted Toys:

- Buddy Button Switch
 - Bright Red Switch
 - Saucer Switch
 - Jellybean switch
 - Big Red Switch, etc. In different sizes and colours .
- Limited switch toys available. (below and next Page)
Includes animals: Cassy Bear; Percy the Pig; Robbie the Rabbit; Peter Rabbit; Dave the Dalmatian; Pip the Penguin; Lucy the Dog , etc.



Cause and Effect Toys, etc.

E.g. Kaleido Dome With Shapes, Finger Isolation Busy Box, All that glitters





Communication devices (below)

BIGmacks, Talkable 4 & Holders, Step by Step Communicator Switch & GoTalk 9+



SENSORY ITEMS



Weighted Items

Different Weighted cushion designs and weights available, 1 - 2.5 kg:
Weighted Lap Blankets, Weighted Quilts



Sensi Weighted Vest

To be used only after consultation with an Occupational Therapist.
Small and Medium.
Different weights are available.



Ear Defender for Children (Ear Muffs)

Designed for children aged 2-12 years. Adjustable to also fit an adult. Great for children who are bothered by loud sounds (e.g. Sudden loud noises, Busy environments, etc.). Very light, and designed to fold up easily and fit in your bag.



Bubble Tube Floor Lamp

Bubble columns have the ability to captivate both adults and children alike and can also be used for Educational purposes including special needs.

Foam Fountain

Hypnotic Visual Display. The foam pellets simulate the look of a dancing water show, with beautiful soft colour changing lights.

Variety of modes to choose from including sound activation.
Assembled with safe polycarbonate.





Move N Sit and Disc O Sit

Move N Sit (blue in front of the photo):

Blue rectangular V-shaped plastic cushion with one bubbled side; Junior and Adult (Large)

Disc O Sit (red in the photo):

Inflatable disc, approx.30cm diameter with textured surface.

Two sizes: Junior and adult; Sensory feedback, body awareness.



Physio Balls

Round and Peanut shaped. Different Colours and textures.

Different diameters available. (30cm, 40cm, 45cm, 55cm, 65cm, 75cm , 100 cm, 120cm)
Used for tactile stimulation and balancing exercises.



Lycra Items

Lycra Bed Sheets
Body Sock (or Happy Sack) - Small and Medium



Foam Steps, Mats, Logs, Wedges










Foam Shapes:

- Soft Fall Mats
- Half Roll—Green
- Foam Steps- FAS (2- or 3-Step)
- Crash Mat - Size Small and Large
- Hart Wedge - Large
- Wedge Slide— Large



BOOK PACKS

Resources in packs to give ideas on the inclusion of Indigenous children and children from culturally and linguistically diverse (CALD) backgrounds



A box full of feelings

Designed specifically to support the social-emotional development of children aged 2-7.

Built around four basic feelings: happiness, fear, anger and sadness.

Contains several basic materials to get children involved in more than 20 different activities.



Gowrie SA Inclusion Agency

t 1800 129 606

e inclusion@gowriesa.org.au

43 Dew Street, Thebarton SA 5031